

# R-V610PT7


565lt Top Mount Freezer INVERTER Refrigerator  
**STYLISH DESIGN SERIES**

## Features

- 565lt Capacity
- Top Mount Freezer
- INVERTER refrigerator
- Only 334kWh per year power consumption
- Warranty: 5 Year Parts & Labour Warranty (Additional 5 Years Parts Warranty on the Inverter Compressor)
- LED Lighting
- Tempered Glass Shelves
- Double-Deck Fresh Food Storage
- Dual Fan Cooling to refrigerator & freezer
- Big Moisture Guard Vegetable Compartment
- Dual Sensing Control (Eco-Thermo Sensor)
- Nano Titanium Filter
- Mould proof Door Gasket
- No Frost
- CFC-Free
- HFC-Free
- Movable Twist Ice Tray
- Finishes: Brilliant Silver



## INVERTER x Dual Fan Cooling



## High Power Inverter Compressor

Capable of providing exceptionally powerful cooling by generating a large volume of chilled air, as well as efficient low power cooling with microcomputer control.

## Dual Fan Cooling

Dedicated fans for each of the Refrigerator and Freezer Compartments to provide optimum cooling in both compartments, something a single fan refrigerator cannot do.



## Dual Sensing Control

Hitachi refrigerators have two Eco Thermo-Sensors, one in the freezer compartment and the other in the refrigerator compartment. The sensors detect any temperature changes separately to enable the ideal temperatures to be maintained in each of the compartments at all times.





R-V610PT7BSL



R-V610PT7BSL Interior

## Movable Twist Ice



You can move the ice tray for more convenient and efficient use of storage space.

## Bright, Energy Saving LED Light




Refrigerator & Freezer compartment features LED lighting that lasts a long time and consumes much less energy than conventional lamp.

## Tempered Glass Shelves




Scratch-proof and heat-resistant, the tempered glass shelves can even hold up to 100kg\* each.  
\*Weight resistance of tempered glass

## Moldproof Door Gasket



Thanks to Hitachi's mold-proofing treatment, the door gasket can be cleaned easily.

## Touch Screen Controller



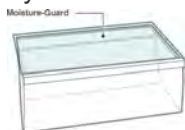
Flat glass panel controls let you change the settings with a simple touch, and a wipe is all it takes to clean the tempered glass surface.

## Double-Deck Storage

Flexible storage draw for Vegetables (approximately 5degC) and Meat or Cheese (Approximately 1degC).

## Optimum High Humidity with the Moisture-Guard

Moisture-Guard on top ensures indirect cooling to maintain the optimum moisture level on the vegetables.



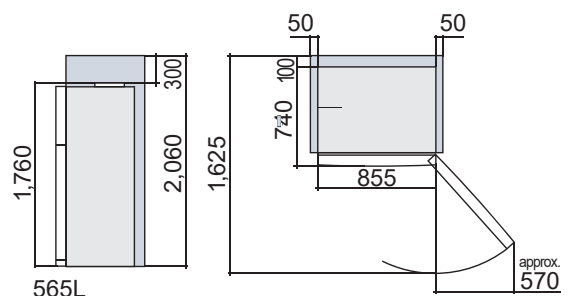
## Fresh Select

The Select Lever lets you adjust the inside temperature by switching between the two modes.



\*All display functions illuminated as an example. Actual display differs depending on the settings selected.

Dimensions 1760(h) x 855(w) x 740(d) mm | 565L



Dimensions (mm)

Space required for ventilation.